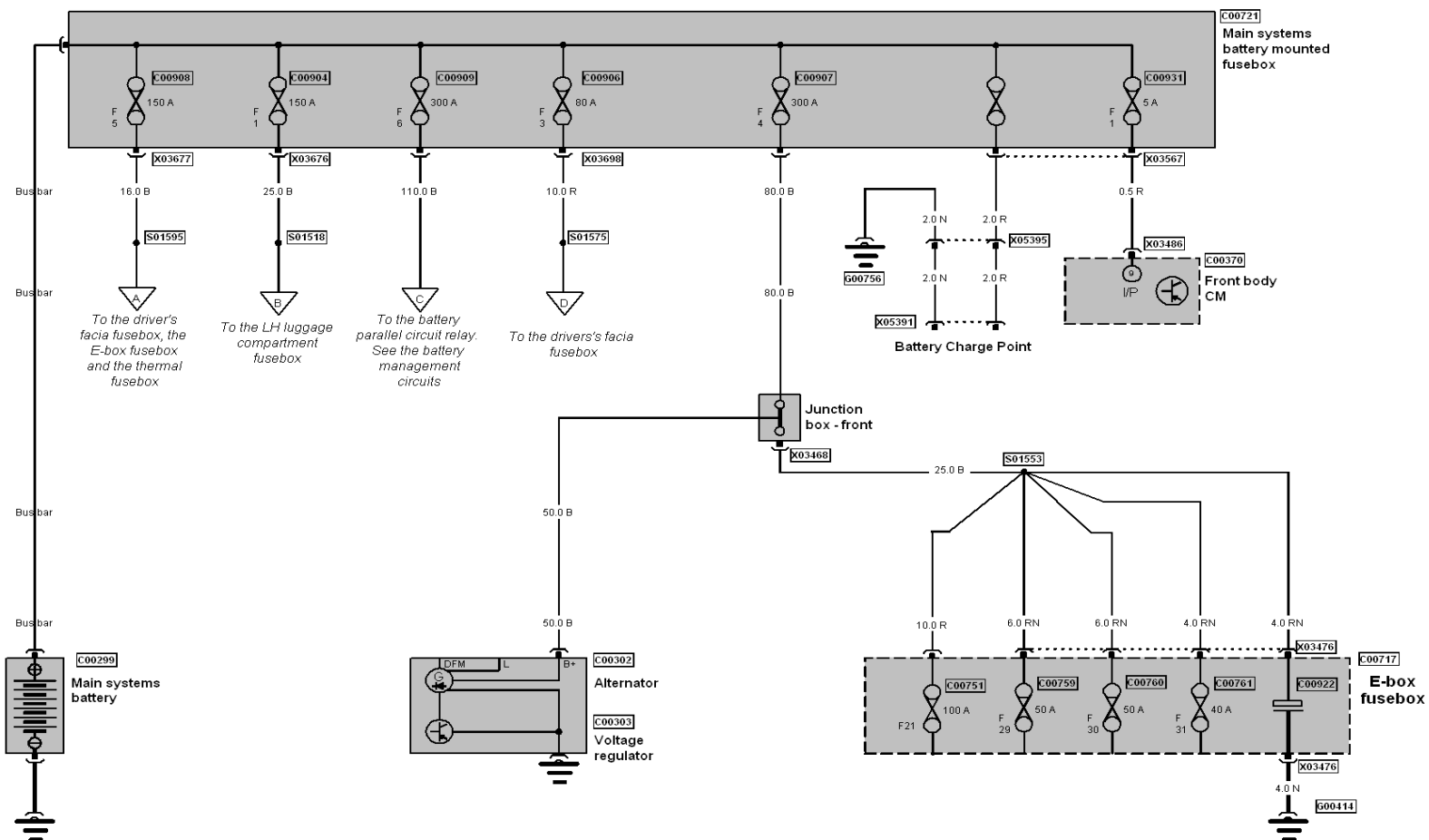


Electrical Circuit: 01 01 19: Main systems battery mounted fusebox, radiator fan in-line fuse and E-box fuses F29 to F31 and smoothing capacitor LHD (prior to VIN 63288)

No	Description
C00299	Main systems battery [A]
C00302	Alternator [C]
C00303	Voltage regulator [C1]
C00370	Front body control module [J519]
C00717	E-box fusebox
C00721	Main systems battery mounted fusebox
C00751	Fuse F21, 100 amp/spare - E-box fusebox
C00759	Fuse F29, 50 amp - E-box fusebox
C00760	Fuse F30, 50 amp - E-box fusebox
C00761	Fuse F31, 40 amp - E-box fusebox
C00904	Fuse F1, 150 amp - main systems battery fusebox
C00905	Fuse F2, 5 amp - main systems battery fusebox
C00906	Fuse F3, 80/100 amp - main systems battery fusebox
C00907	Fuse F4, 300 amp - main systems battery fusebox
C00908	Fuse F5, 150 amp - main systems battery fusebox
C00909	Fuse F6, 300 amp - main systems battery fusebox
C00922	Smoothing capacitor [C24]
G00414	Ground point connector
S01490	Splice - Black - left-hand drive main body loom
S01515	Splice - Red/blue - left-hand drive main body loom
S01518	Splice - left-hand drive main body loom
S01553	Splice - left-hand drive main body loom
X03468	Junction box connector
X03476	E-box fusebox connector
X03486	Front body control module connector 16-way
X03567	Battery voltage sensing connector
X03676	Main systems battery mounted fusebox connector
X03677	Main systems battery mounted fusebox connector
X03698	Main systems battery mounted fusebox connector

Circuit Links

Description	Link	Additional Information
A		To the driver's facia fusebox, the E-box fusebox and the thermal fusebox
B		To the LH luggage compartment
C		To the battery parallel circuit relay. See the battery management circuits
D		To the driver's facia fusebox

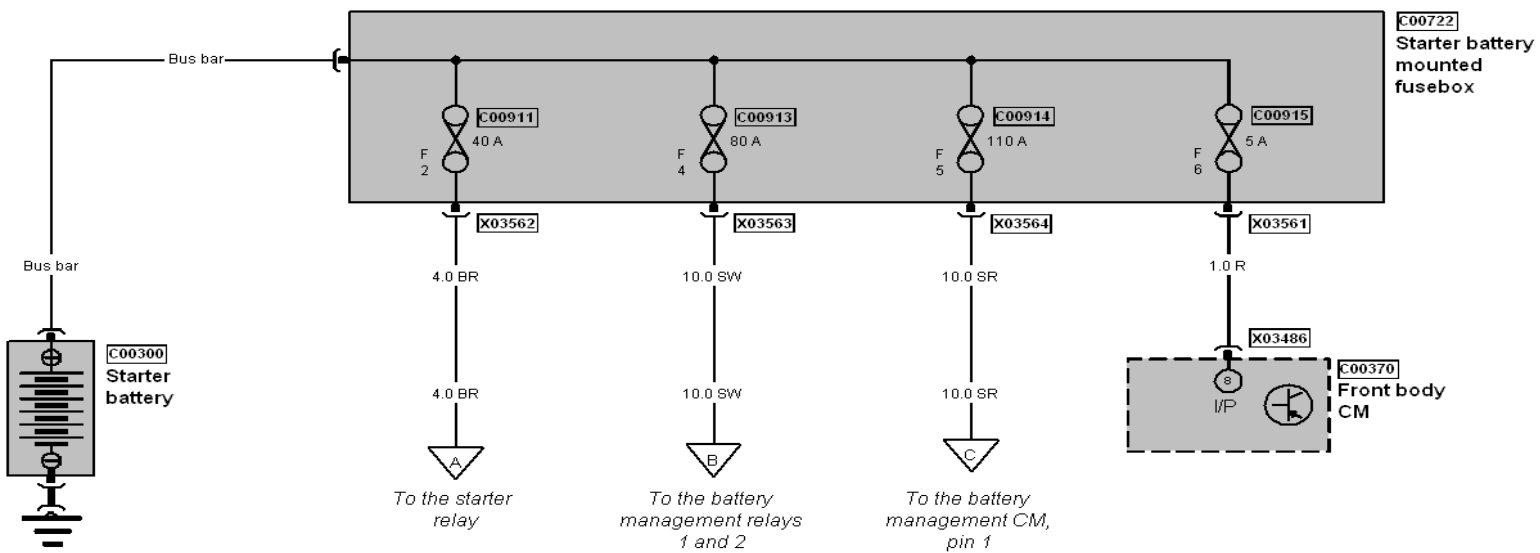


Electrical Circuit: 01 01 25: Main systems battery mounted fusebox, radiator fan in-line fuse and E-box fuses F29 to F31 and smoothing capacitor LHD (from VIN 63288)

No	Description
C00299	Main systems battery [A]
C00302	Alternator [C]
C00303	Voltage regulator [C1]
C00370	Front body control module [J519]
C00717	E-box fusebox
C00721	Main systems battery mounted fusebox
C00751	Fuse F21, 100 amp/spare - E-box fusebox
C00759	Fuse F29, 50 amp - E-box fusebox
C00760	Fuse F30, 50 amp - E-box fusebox
C00761	Fuse F31, 40 amp - E-box fusebox
C00904	Fuse F1, 150 amp - main systems battery fusebox
C00906	Fuse F3, 80/100 amp - main systems battery fusebox
C00907	Fuse F4, 300 amp - main systems battery fusebox
C00908	Fuse F5, 150 amp - main systems battery fusebox
C00909	Fuse F6, 300 amp - main systems battery fusebox
C00922	Smoothing capacitor [C24]
C00931	F1, 5 Amp - Mains system battery mounted fusebox (top)
G00414	Ground point connector
G00756	Ground Point Connector
S01518	Splice - left-hand drive main body loom
S01553	Splice - left-hand drive main body loom
S01575	Splice - Red - left-hand drive main body loom
S01595	Splice - Black - left-hand drive main body loom
X03468	Junction box connector
X03476	E-box fusebox connector
X03486	Front body control module connector 16-way
X03567	Battery voltage sensing connector
X03676	Main systems battery mounted fusebox connector
X03677	Main systems battery mounted fusebox connector
X03698	Main systems battery mounted fusebox connector
X05391	Charger socket 3-way
X05395	Mains to Charge point link interconnect 2-way

Circuit Links

Description	Link	Additional Information
A		To the driver's facia fusebox, the E-box fusebox and the thermal fusebox
B		To the LH luggage compartment
C		To the battery parallel circuit relay. See the battery management circuits
D		To the drivers's facia

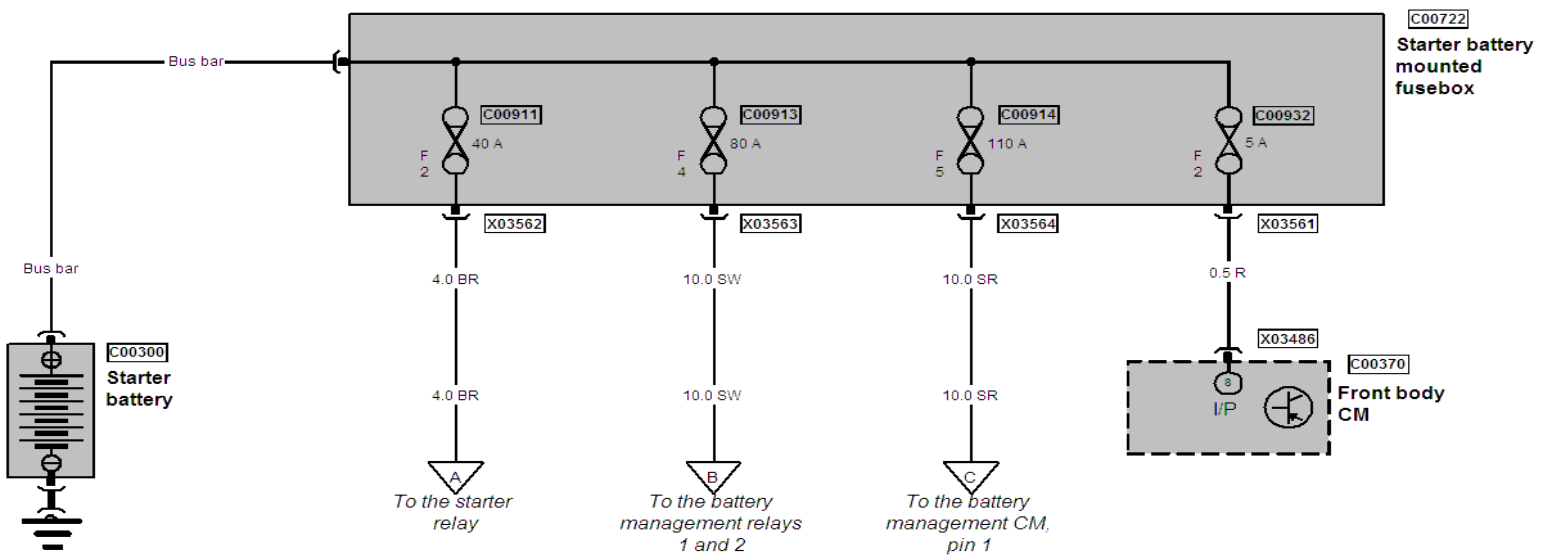


Electrical Circuit: 01 02 11: Starter battery mounted fusebox LHD (prior to VIN 63288)

No	Description
C00300	Starter battery [A1]
C00370	Front body control module [J519]
C00722	Starter battery mounted fusebox
C00911	Fuse F2, 40 amp - starter battery mounted fusebox
C00913	Fuse F4, 80 amp - starter battery mounted fusebox
C00914	Fuse F5, 110 amp - starter battery mounted fusebox
C00915	Fuse F6, 5 amp - starter battery mounted fusebox
X03486	Front body control module connector 16-way
X03561	Starter battery voltage fuse connector 3-way
X03562	Starter battery mounted fusebox connector
X03563	Starter battery mounted fusebox connector
X03564	Starter battery mounted fusebox connector

Circuit Links

Description	Link	Additional Information
A		To the starter relay
B		To the battery management relays 1 and 2
C		To the battery management CM, pin 1

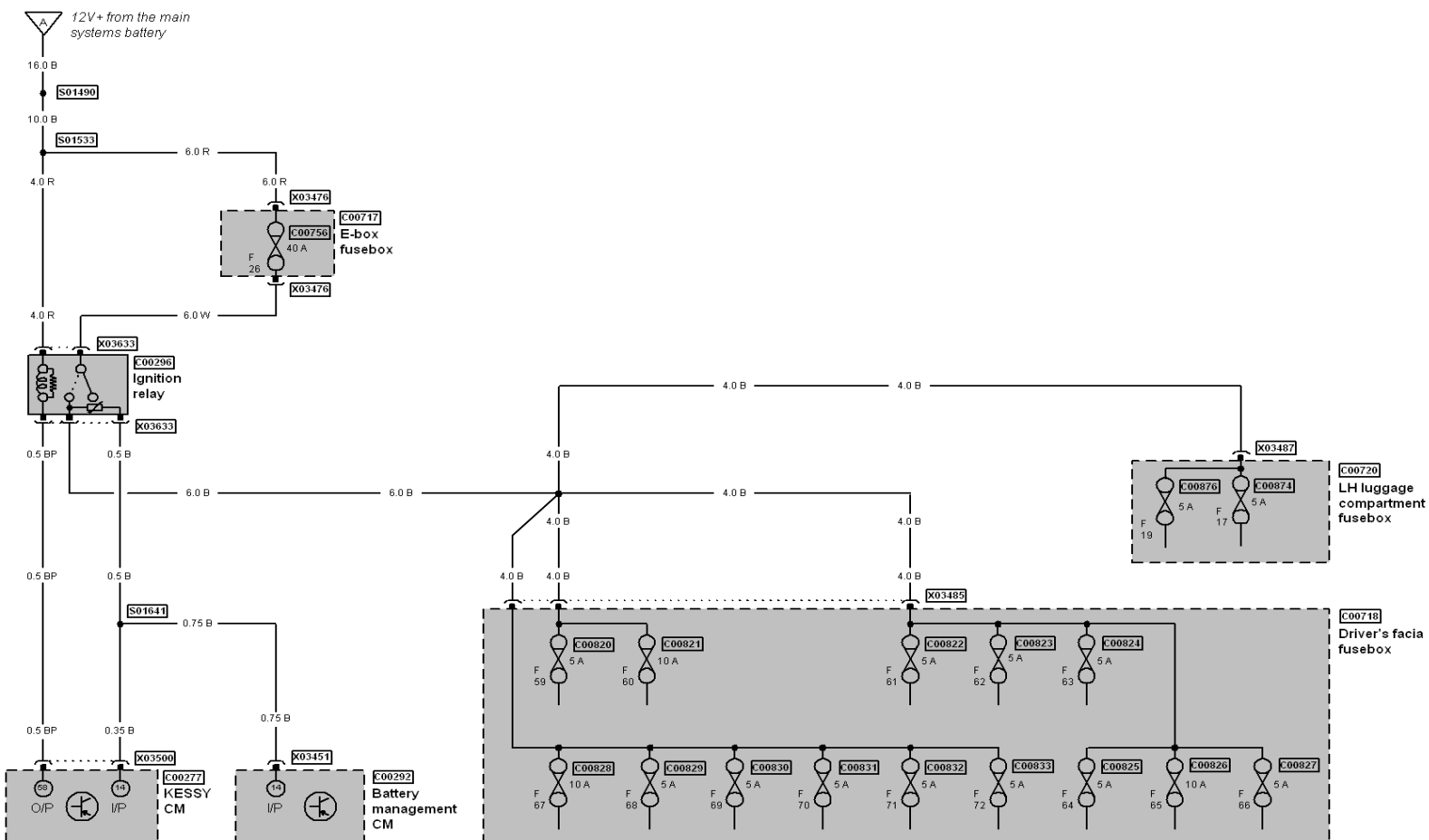


Electrical Circuit: 01 02 17: Starter battery mounted fusebox LHD (from VIN 63288)

No	Description
C00300	Starter battery [A1]
C00370	Front body control module [J519]
C00722	Starter battery mounted fusebox
C00911	Fuse F2, 40 amp - starter battery mounted fusebox
C00913	Fuse F4, 80 amp - starter battery mounted fusebox
C00914	Fuse F5, 110 amp - starter battery mounted fusebox
C00932	F2, 5 Amp - Starter battery mounted fusebox (top)
X03486	Front body control module connector 16-way
X03561	Starter battery voltage fuse connector 3-way
X03562	Starter battery mounted fusebox connector
X03563	Starter battery mounted fusebox connector
X03564	Starter battery mounted fusebox connector

Circuit Links

Description	Link	Additional Information
A		To the starter relay
B		To the battery management relays 1 and 2
C		To the battery management CM, pin 1

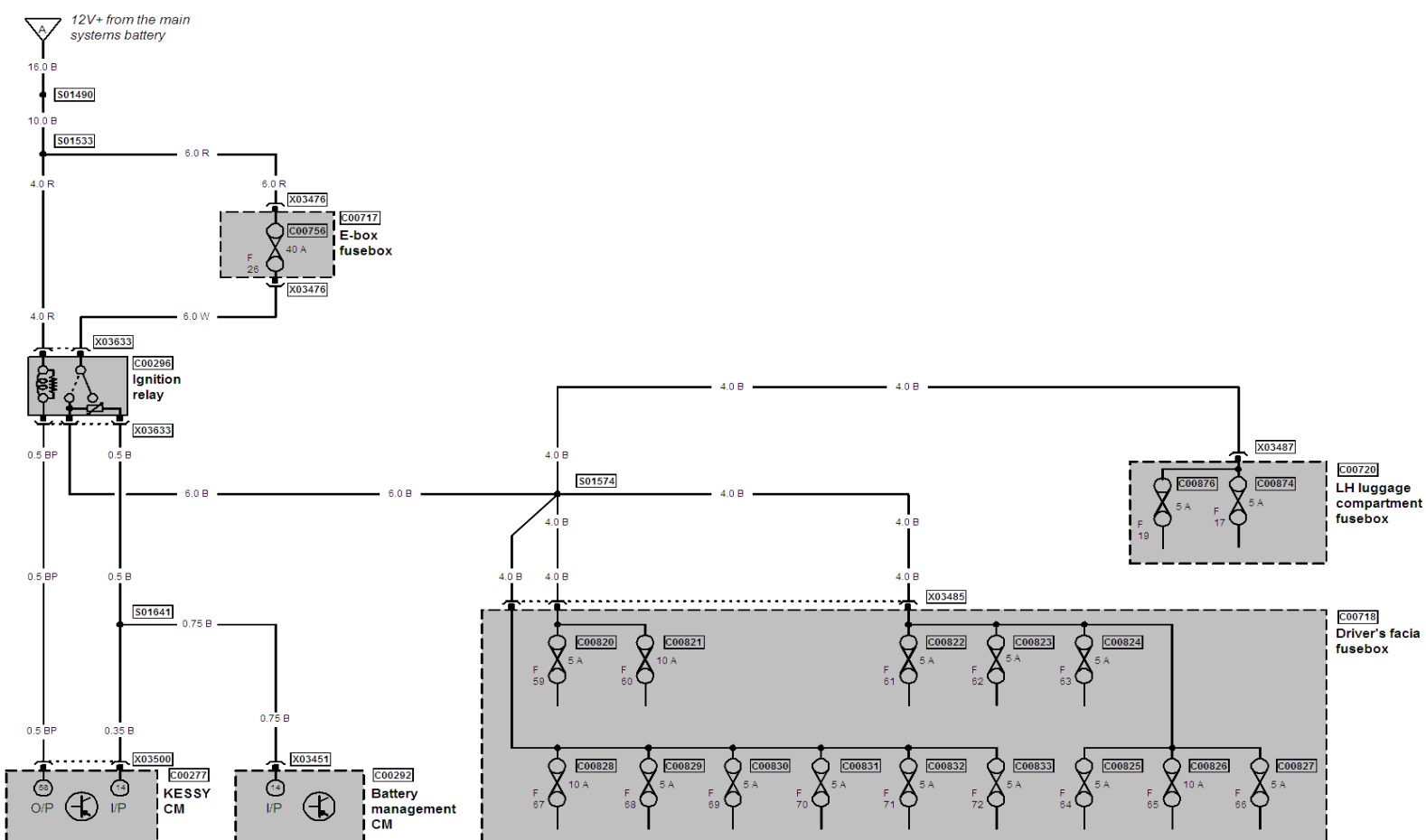


Electrical Circuit: 01 03 23: Ignition relay, E-box fuse F26 and driver's facia fuses F37, F57, F59 to F67, F69 to F72 and luggage compartment fuse F17 LHD (prior to VIN 63288)

No	Description
C00277	Keyless entry/start control module [J518]
C00292	Battery management control module [J367]
C00296	Ignition relay [J329]
C00717	E-box fusebox
C00718	Driver's facia fusebox
C00720	Left-hand luggage compartment fusebox
C00756	Fuse F26, 40 amp - E-box fusebox
C00820	Fuse F59, 5 amp - driver's facia fusebox
C00821	Fuse F60, 10 amp - driver's facia fusebox
C00822	Fuse F61, 5 amp - driver's facia fusebox
C00823	Fuse F62, spare/5 amp - driver's facia fusebox
C00824	Fuse F63, 5 amp - driver's facia fusebox
C00825	Fuse F64, 5 amp - driver's facia fusebox
C00826	Fuse F65, 10 amp - driver's facia fusebox
C00827	Fuse F66, 5 amp - driver's facia fusebox
C00828	Fuse F67, 10 amp - driver's facia fusebox
C00829	Fuse F68, 5 amp/spare - driver's facia fusebox
C00830	Fuse F69, 5 amp - driver's facia fusebox
C00831	Fuse F70, 5 amp - driver's facia fusebox
C00832	Fuse F71, spare/5 amp - driver's facia fusebox
C00833	Fuse F72, 5 amp - driver's facia fusebox
C00874	Fuse F17, spare/5 amp - LH luggage compartment fusebox
C00876	Fuse F19, 5 amp/spare - LH luggage compartment fusebox
S01490	Splice - Black - left-hand drive main body loom
S01533	Splice - left-hand drive main body loom
S01641	Splice - Black - left-hand drive main body loom
X03451	Battery management control module connector 18-way
X03476	E-box fusebox connector
X03485	Driver's facia fusebox connector
X03487	Left-hand luggage compartment fusebox connector
X03500	Keyless entry/start control module connector 81-way
X03633	Ignition relay connector

Circuit Links

Description	Link	Additional Information
A	010119	12V+ from the main systems battery



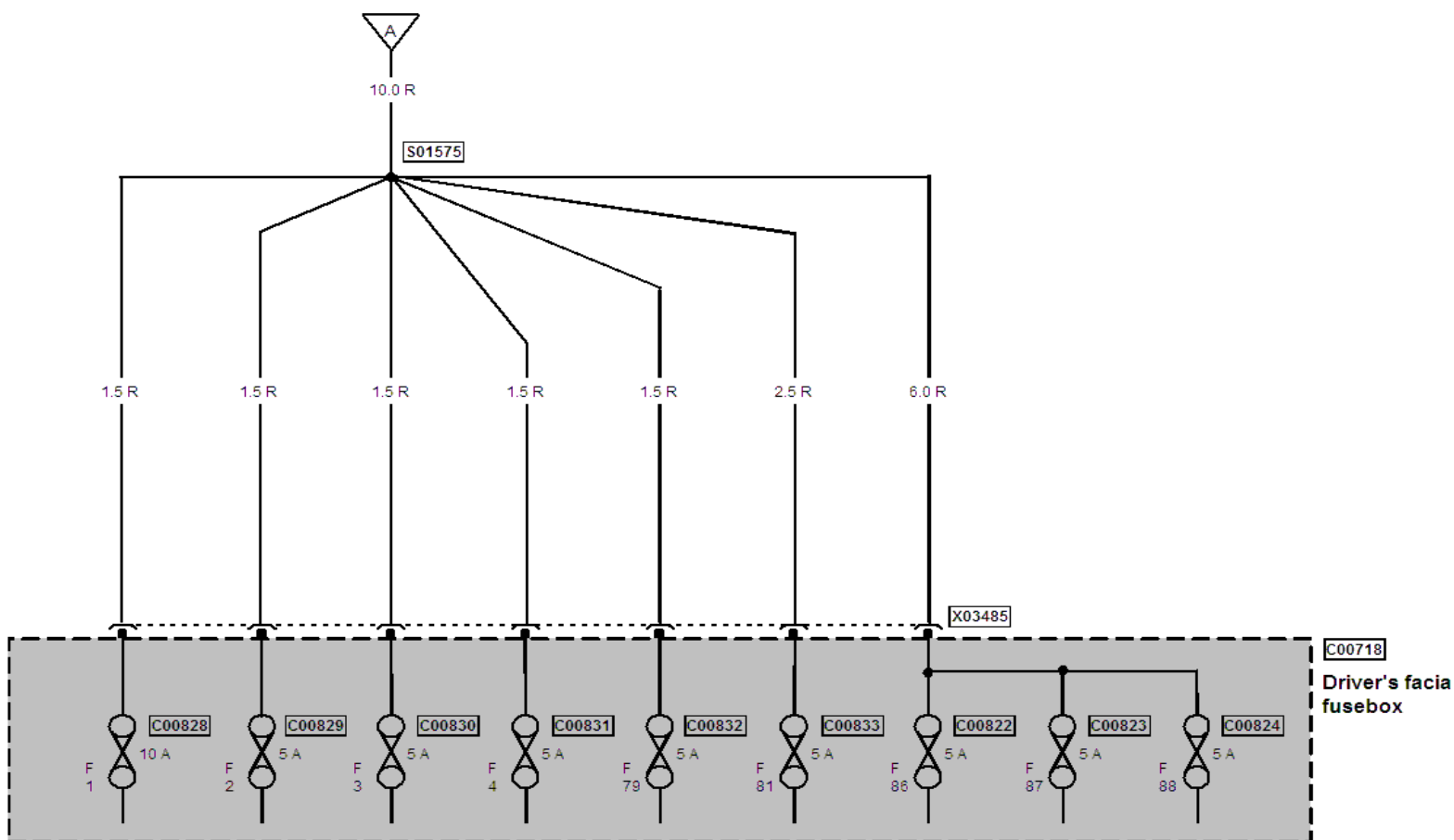
Electrical Circuit: 01 03 29: Ignition relay, E-box fuse F26 and driver's facia fuses F37, F57, F59 to F67, F69 to F72 and luggage compartment fuse F17 LHD (from VIN 63288)

No	Description
C00277	Keyless entry/start control module [J518]
C00292	Battery management control module [J367]
C00296	Ignition relay [J329]
C00717	E-box fusebox
C00718	Driver's facia fusebox
C00720	Left-hand luggage compartment fusebox
C00756	Fuse F26, 40 amp - E-box fusebox
C00820	Fuse F59, 5 amp - driver's facia fusebox
C00821	Fuse F60, 10 amp - driver's facia fusebox
C00822	Fuse F61, 5 amp - driver's facia fusebox
C00823	Fuse F62, spare/5 amp - driver's facia fusebox
C00824	Fuse F63, 5 amp - driver's facia fusebox
C00825	Fuse F64, 5 amp - driver's facia fusebox
C00826	Fuse F65, 10 amp - driver's facia fusebox
C00827	Fuse F66, 5 amp - driver's facia fusebox
C00828	Fuse F67, 10 amp - driver's facia fusebox
C00829	Fuse F68, 5 amp/spare - driver's facia fusebox
C00830	Fuse F69, 5 amp - driver's facia fusebox
C00831	Fuse F70, 5 amp - driver's facia fusebox
C00832	Fuse F71, spare/5 amp - driver's facia fusebox
C00833	Fuse F72, 5 amp - driver's facia fusebox
C00874	Fuse F17, spare/5 amp - LH luggage compartment fusebox
C00876	Fuse F19, 5 amp/spare - LH luggage compartment fusebox
S01490	Splice - Black - left-hand drive main body loom
S01533	Splice - left-hand drive main body loom
S01574	Splice - Black - left-hand drive main body loom
S01641	Splice - Black - left-hand drive main body loom
X03451	Battery management control module connector 18-way
X03476	E-box fusebox connector
X03485	Driver's facia fusebox connector
X03487	Left-hand luggage compartment fusebox connector
X03500	Keyless entry/start control module connector 81-way
X03633	Ignition relay connector

Circuit Links

Description	Link	Additional Information
A	010125	12V+ from the main systems battery. See the power distribution circuits.

12 V+ from the main
systems battery. See
the power distribution
circuits.

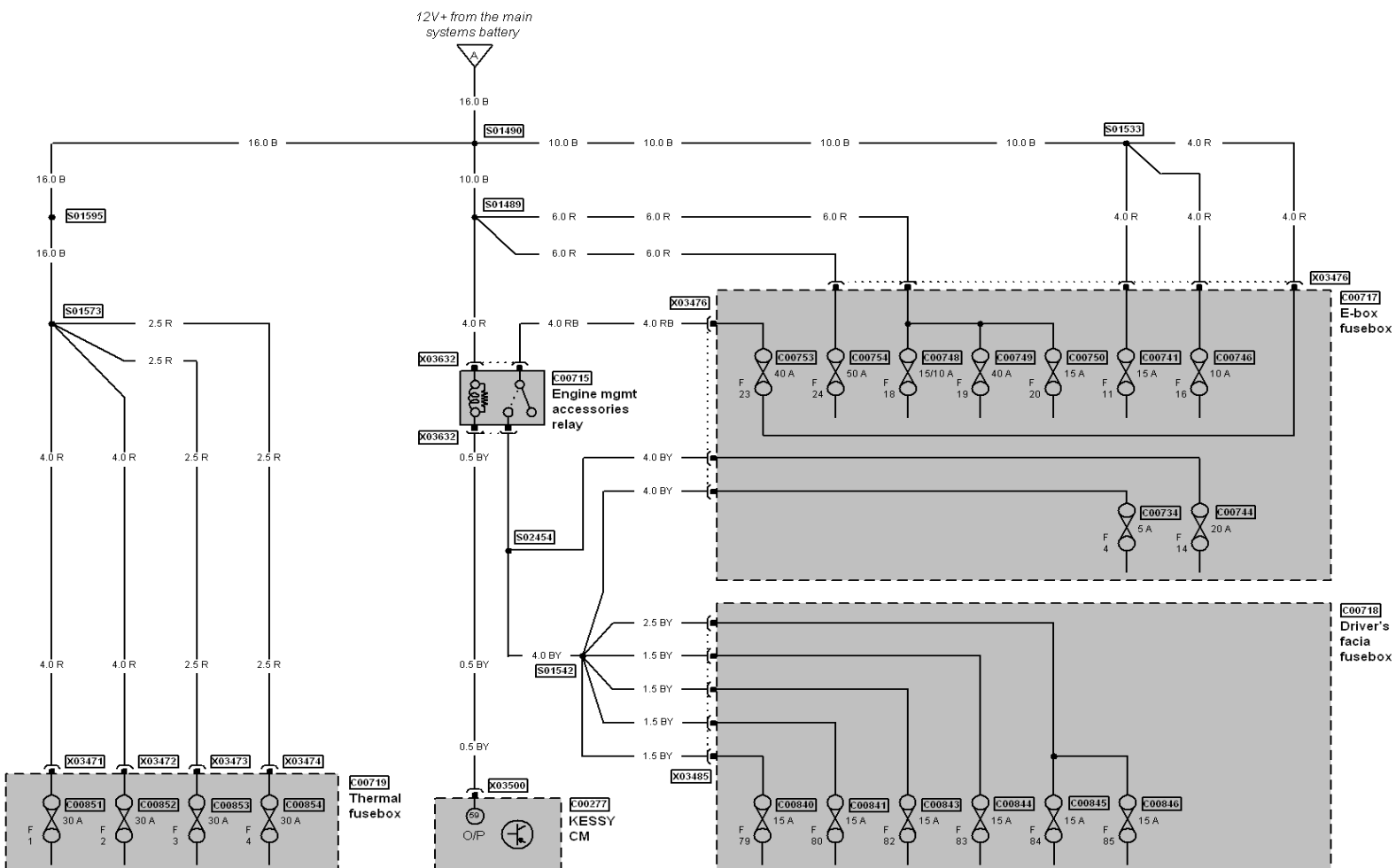


Electrical Circuit: 01 03 31: Driver's facia fusebox F1-F4, F79, F81 and F86-F88 LHD (from VIN 63288)

No	Description
C00718	Driver's facia fusebox
C00822	Fuse F61, 5 amp - driver's facia fusebox
C00823	Fuse F62, spare/5 amp - driver's facia fusebox
C00824	Fuse F63, 5 amp - driver's facia fusebox
C00828	Fuse F67, 10 amp - driver's facia fusebox
C00829	Fuse F68, 5 amp/spare - driver's facia fusebox
C00830	Fuse F69, 5 amp - driver's facia fusebox
C00831	Fuse F70, 5 amp - driver's facia fusebox
C00832	Fuse F71, spare/5 amp - driver's facia fusebox
C00833	Fuse F72, 5 amp - driver's facia fusebox
S01575	Splice - Red - left-hand drive main body loom
X03485	Driver's facia fusebox connector

Circuit Links

Description	Link	Additional Information
A	010125	12V+ from the main systems battery. See the power distribution circuits.

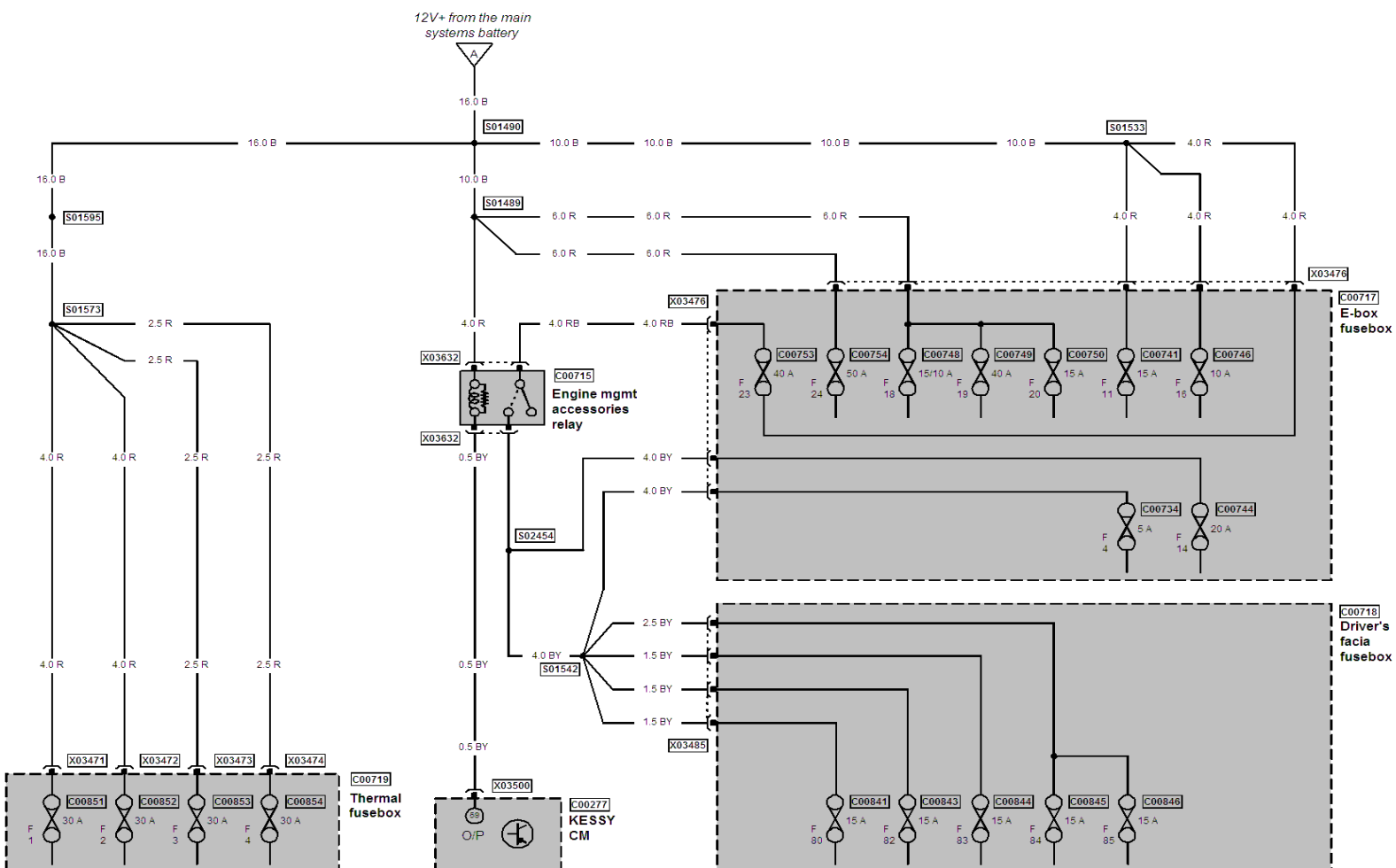


Electrical Circuit: 01 04 19: Engine management accessories relay, thermal fuses F1 to F4 and E-box fuses F4, F11, F14, F16, F18, F19, F20, F23 and F24 LHD (prior to VIN 63288)

No	Description
C00277	Keyless entry/start control module [J518]
C00715	Engine management accessories relay [J680]
C00717	E-box fusebox
C00718	Driver's facia fusebox
C00719	Thermal fusebox
C00734	Fuse F4, 5 amp/20 amp - E-box fusebox
C00741	Fuse F11, 15 amp - E-box fusebox
C00744	Fuse F14, 20 amp - E-box fusebox
C00746	Fuse F16, 10 amp - E-box fusebox
C00748	Fuse F18, 15/10 amp - E-box fusebox
C00749	Fuse F19, 40 amp - E-box fusebox
C00750	Fuse F20, 15 amp - E-box fusebox
C00753	Fuse F23, 40 amp - E-box fusebox
C00754	Fuse F24, 50 amp - E-box fusebox
C00840	Fuse F79, spare/15 amp - driver's facia fusebox
C00841	Fuse F80, spare/15 amp - driver's facia fusebox
C00843	Fuse F82, spare/15 amp/20 amp - driver's facia fusebox
C00844	Fuse F83, spare/15 amp/20 amp - driver's facia fusebox
C00845	Fuse F84, 15 amp - driver's facia fusebox
C00846	Fuse F85, 15 amp - driver's facia fusebox
C00851	Fuse F1, 30 amp - thermal fusebox
C00852	Fuse F2, 30 amp - thermal fusebox
C00853	Fuse F3, 30 amp - thermal fusebox
C00854	Fuse F4, 30 amp - thermal fusebox
S01489	Splice - left-hand drive main body loom
S01490	Splice - Black - left-hand drive main body loom
S01533	Splice - left-hand drive main body loom
S01542	Splice - Black/yellow - left-hand drive main body loom
S01573	Splice - left-hand drive main body loom
S01595	Splice - Black - left-hand drive main body loom
S02454	Splice - Black/yellow - left-hand drive main body loom
X03471	Thermal fusebox connector 2-way
X03472	Thermal fusebox connector 2-way
X03473	Thermal fusebox connector 2-way
X03474	Thermal fusebox connector 2-way
X03476	E-box fusebox connector
X03485	Driver's facia fusebox connector
X03500	Keyless entry/start control module connector 81-way
X03632	Engine management accessories relay connector

Circuit Links

Description	Link	Additional Information
A	010119	12V+ from the main systems battery

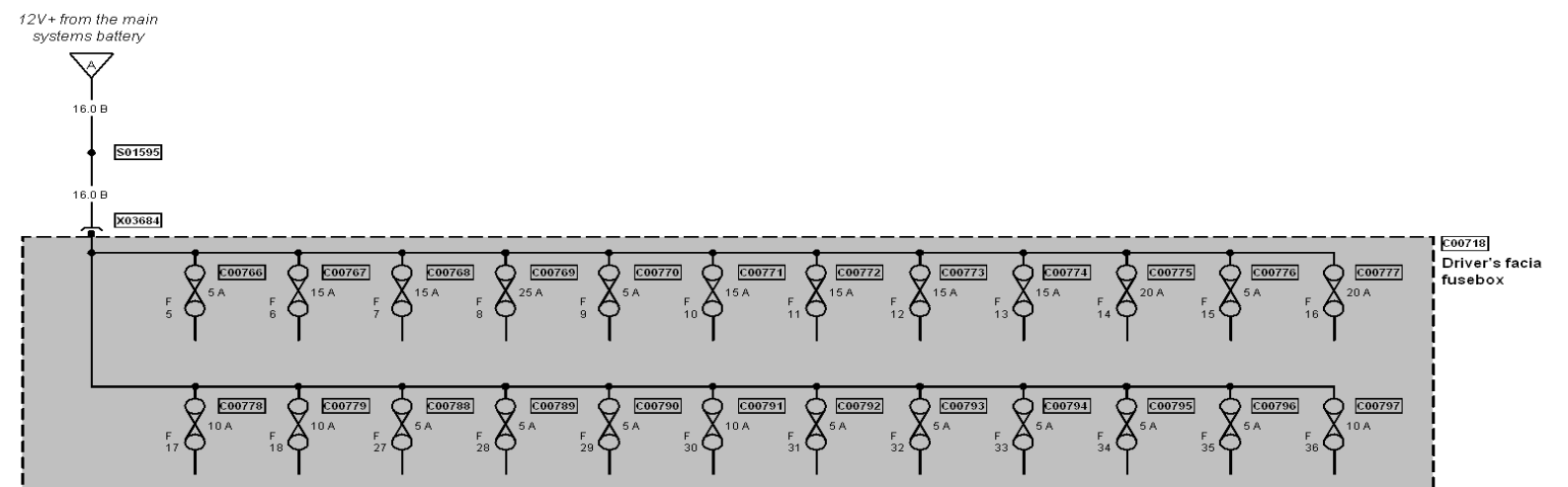


Electrical Circuit: 01 04 25: Engine management accessories relay, thermal fuses F1 to F4 and E-box fuses F4, F11, F14, F16, F18, F19, F20, F23 and F24 LHD (from VIN 63288)

No	Description
C00277	Keyless entry/start control module [J518]
C00715	Engine management accessories relay [J680]
C00717	E-box fusebox
C00718	Driver's facia fusebox
C00719	Thermal fusebox
C00734	Fuse F4, 5 amp/20 amp - E-box fusebox
C00741	Fuse F11, 15 amp - E-box fusebox
C00744	Fuse F14, 20 amp - E-box fusebox
C00746	Fuse F16, 10 amp - E-box fusebox
C00748	Fuse F18, 15/10 amp - E-box fusebox
C00749	Fuse F19, 40 amp - E-box fusebox
C00750	Fuse F20, 15 amp - E-box fusebox
C00753	Fuse F23, 40 amp - E-box fusebox
C00754	Fuse F24, 50 amp - E-box fusebox
C00841	Fuse F80, spare/15 amp - driver's facia fusebox
C00843	Fuse F82, spare/15 amp/20 amp - driver's facia fusebox
C00844	Fuse F83, spare/15 amp/20 amp - driver's facia fusebox
C00845	Fuse F84, 15 amp - driver's facia fusebox
C00846	Fuse F85, 15 amp - driver's facia fusebox
C00851	Fuse F1, 30 amp - thermal fusebox
C00852	Fuse F2, 30 amp - thermal fusebox
C00853	Fuse F3, 30 amp - thermal fusebox
C00854	Fuse F4, 30 amp - thermal fusebox
S01489	Splice - left-hand drive main body loom
S01490	Splice - Black - left-hand drive main body loom
S01533	Splice - left-hand drive main body loom
S01542	Splice - Black/yellow - left-hand drive main body loom
S01573	Splice - left-hand drive main body loom
S01595	Splice - Black - left-hand drive main body loom
S02454	Splice - Black/yellow - left-hand drive main body loom
X03471	Thermal fusebox connector 2-way
X03472	Thermal fusebox connector 2-way
X03473	Thermal fusebox connector 2-way
X03474	Thermal fusebox connector 2-way
X03476	E-box fusebox connector
X03485	Driver's facia fusebox connector
X03500	Keyless entry/start control module connector 81-way
X03632	Engine management accessories relay connector

Circuit Links

Description	Link	Additional Information
A	010125	12V+ from the main systems battery

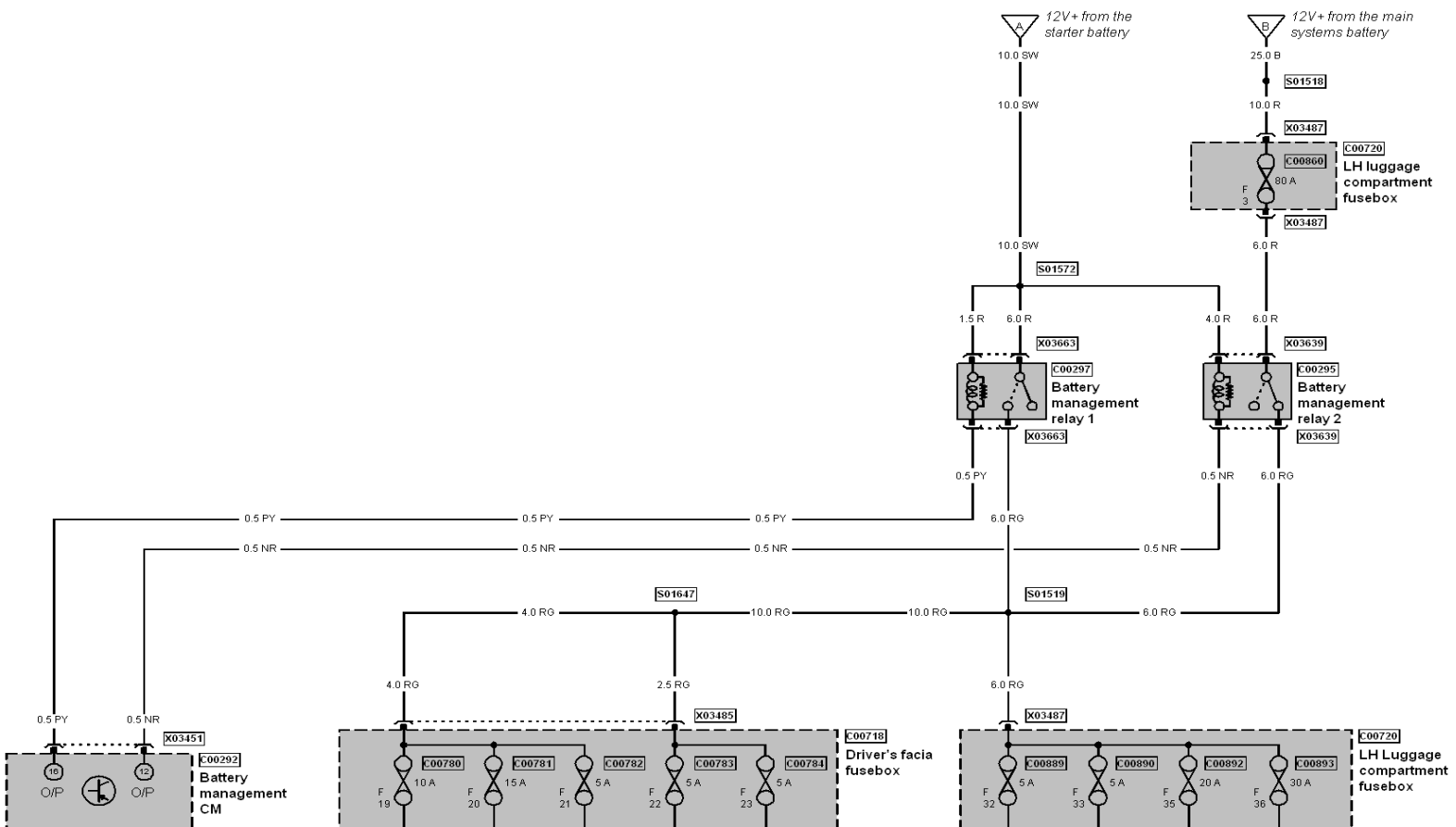


Electrical Circuit: 01 05 05: Driver's facia fuses F5 to F18 and F27 to F36 LHD

No	Description
C00718	Driver's facia fusebox
C00766	Fuse F5, 5 amp - driver's facia fusebox
C00767	Fuse F6, 15 amp - driver's facia fusebox
C00768	Fuse F7, 15 amp - driver's facia fusebox
C00769	Fuse F8, 25 amp - driver's facia fusebox
C00770	Fuse F9, 5 amp - driver's facia fusebox
C00771	Fuse F10, 15 amp - driver's facia fusebox
C00772	Fuse F11, 15 amp - driver's facia fusebox
C00773	Fuse F12, 15 amp - driver's facia fusebox
C00774	Fuse F13, 15 amp - driver's facia fusebox
C00775	Fuse F14, 20 amp - driver's facia fusebox
C00776	Fuse F15, 5 amp - driver's facia fusebox
C00777	Fuse F16, 20 amp - driver's facia fusebox
C00778	Fuse F17, 10 amp - driver's facia fusebox
C00779	Fuse F18, 10 amp - driver's facia fusebox
C00788	Fuse F27, 5 amp - driver's facia fusebox
C00789	Fuse F28, 5 amp - driver's facia fusebox
C00790	Fuse F29, 5 amp - driver's facia fusebox
C00791	Fuse F30, 10 amp - driver's facia fusebox
C00792	Fuse F31, 5 amp - driver's facia fusebox
C00793	Fuse F32, spare/5 amp - driver's facia fusebox
C00794	Fuse F33, 5 amp - driver's facia fusebox
C00795	Fuse F34, 5 amp - driver's facia fusebox
C00796	Fuse F35, 5 amp - driver's facia fusebox
C00797	Fuse F36, 10 amp - driver's facia fusebox
S01595	Splice - Black - left-hand drive main body loom
X03684	Driver's facia fusebox connector

Circuit Links

Description	Link	Additional Information
A	010107	12V+ from the main systems battery

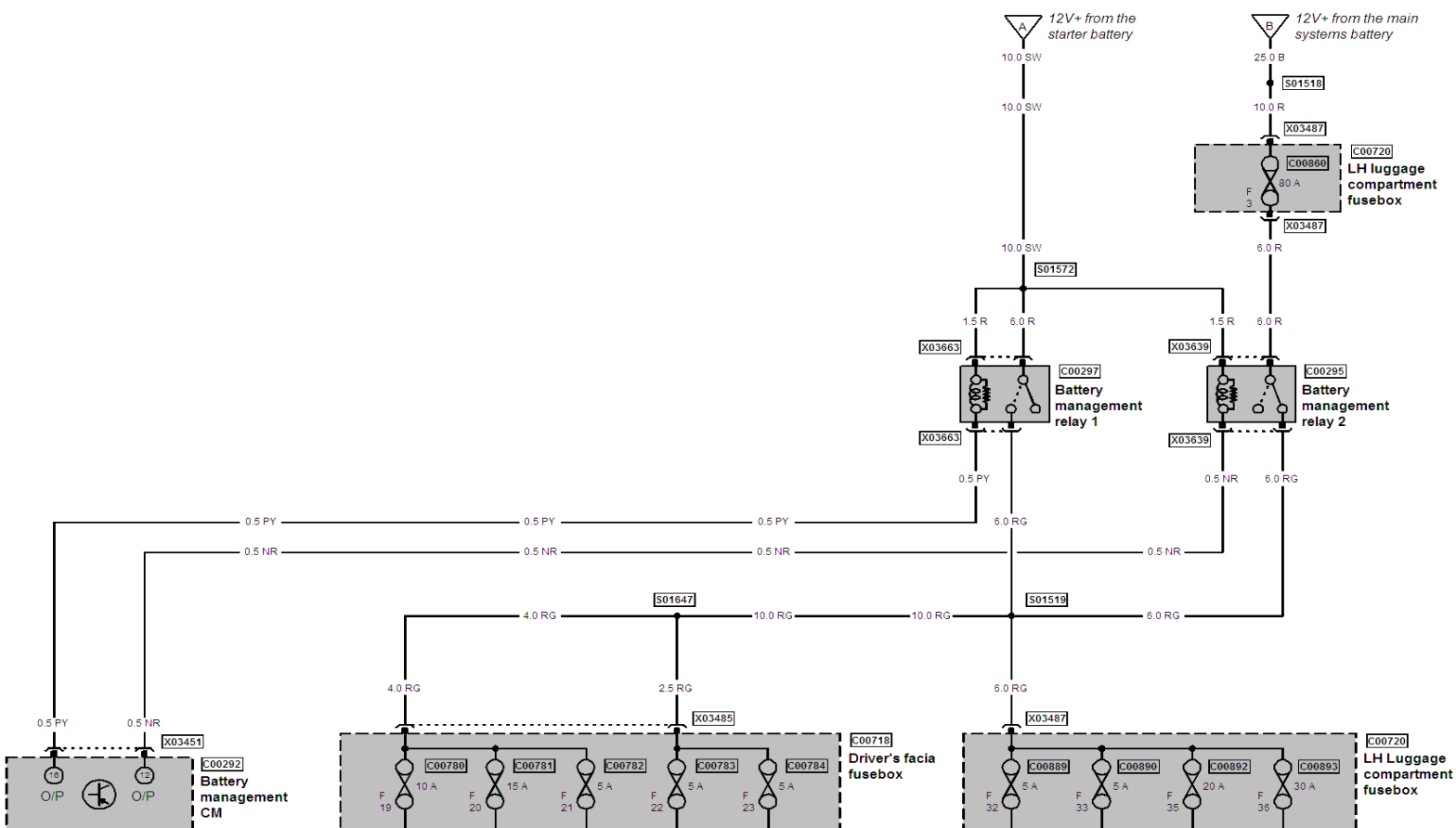


Electrical Circuit: 01 06 09: Driver's facia fuses F19 to F23 and luggage compartment fuses F32, F33, F35 and F36 LHD (prior to VIN 63288)

No	Description
C00292	Battery management control module [J367]
C00295	Battery management relay 2 [J579]
C00297	Battery management relay 1 [J580]
C00718	Driver's facia fusebox
C00720	Left-hand luggage compartment fusebox
C00780	Fuse F19, 10 amp - driver's facia fusebox
C00781	Fuse F20, spare/15 amp - driver's facia fusebox
C00782	Fuse F21, spare/5 amp - driver's facia fusebox
C00783	Fuse F22, 5 amp - driver's facia fusebox
C00784	Fuse F23, 5 amp - driver's facia fusebox
C00860	Fuse F3, 80 amp - LH luggage compartment fusebox
C00889	Fuse F32, 5 amp - LH luggage compartment fusebox
C00890	Fuse F33, 5 amp - LH luggage compartment fusebox
C00892	Fuse F35, 20 amp - LH luggage compartment fusebox
C00893	Fuse F36, 30 amp - LH luggage compartment fusebox
S01518	Splice - left-hand drive main body loom
S01519	Splice - Red/green - left-hand drive main body loom
S01572	Splice - left-hand drive main body loom
S01647	Splice - Red/green - left-hand drive main body loom
X03451	Battery management control module connector 18-way
X03485	Driver's facia fusebox connector
X03487	Left-hand luggage compartment fusebox connector
X03639	Battery management relay 2 connector
X03663	Battery management relay 1 connector

Circuit Links

Description	Link	Additional Information
A	010205	12V+ from the starter battery
B	010107	12V+ from the main systems battery

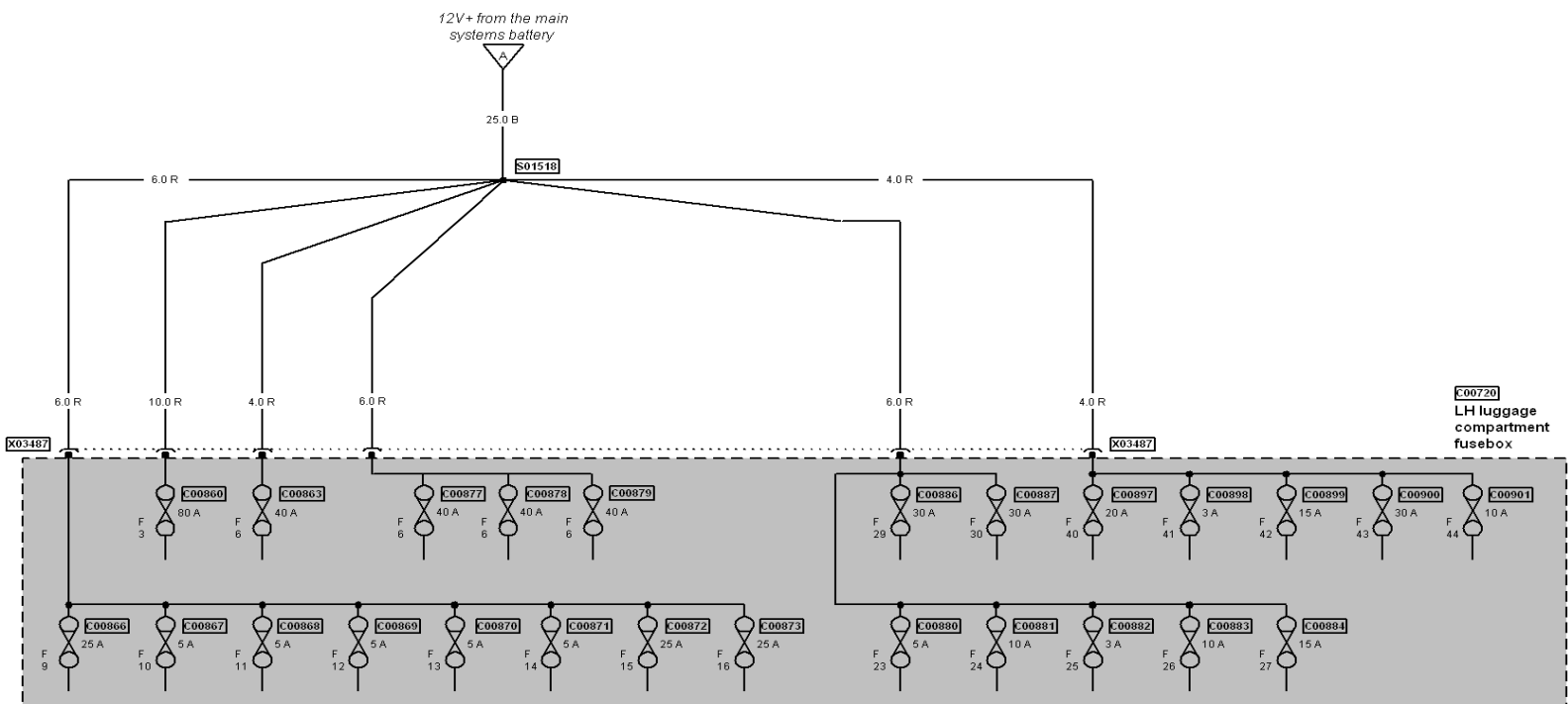


Electrical Circuit: 01 06 15: Driver's facia fuses F19 to F23 and luggage compartment fuses F32, F33, F35 and F36 LHD (from VIN 63288)

No	Description
C00292	Battery management control module [J367]
C00295	Battery management relay 2 [J579]
C00297	Battery management relay 1 [J580]
C00718	Driver's facia fusebox
C00720	Left-hand luggage compartment fusebox
C00780	Fuse F19, 10 amp - driver's facia fusebox
C00781	Fuse F20, spare/15 amp - driver's facia fusebox
C00782	Fuse F21, spare/5 amp - driver's facia fusebox
C00783	Fuse F22, 5 amp - driver's facia fusebox
C00784	Fuse F23, 5 amp - driver's facia fusebox
C00860	Fuse F3, 80 amp - LH luggage compartment fusebox
C00889	Fuse F32, 5 amp - LH luggage compartment fusebox
C00890	Fuse F33, 5 amp - LH luggage compartment fusebox
C00892	Fuse F35, 20 amp - LH luggage compartment fusebox
C00893	Fuse F36, 30 amp - LH luggage compartment fusebox
S01518	Splice - left-hand drive main body loom
S01519	Splice - Red/green - left-hand drive main body loom
S01572	Splice - left-hand drive main body loom
S01647	Splice - Red/green - left-hand drive main body loom
X03451	Battery management control module connector 18-way
X03485	Driver's facia fusebox connector
X03487	Left-hand luggage compartment fusebox connector
X03639	Battery management relay 2 connector
X03663	Battery management relay 1 connector

Circuit Links

Description	Link	Additional Information
B	010125	12V+ from the main systems battery
A	010217	12V+ from the starter battery

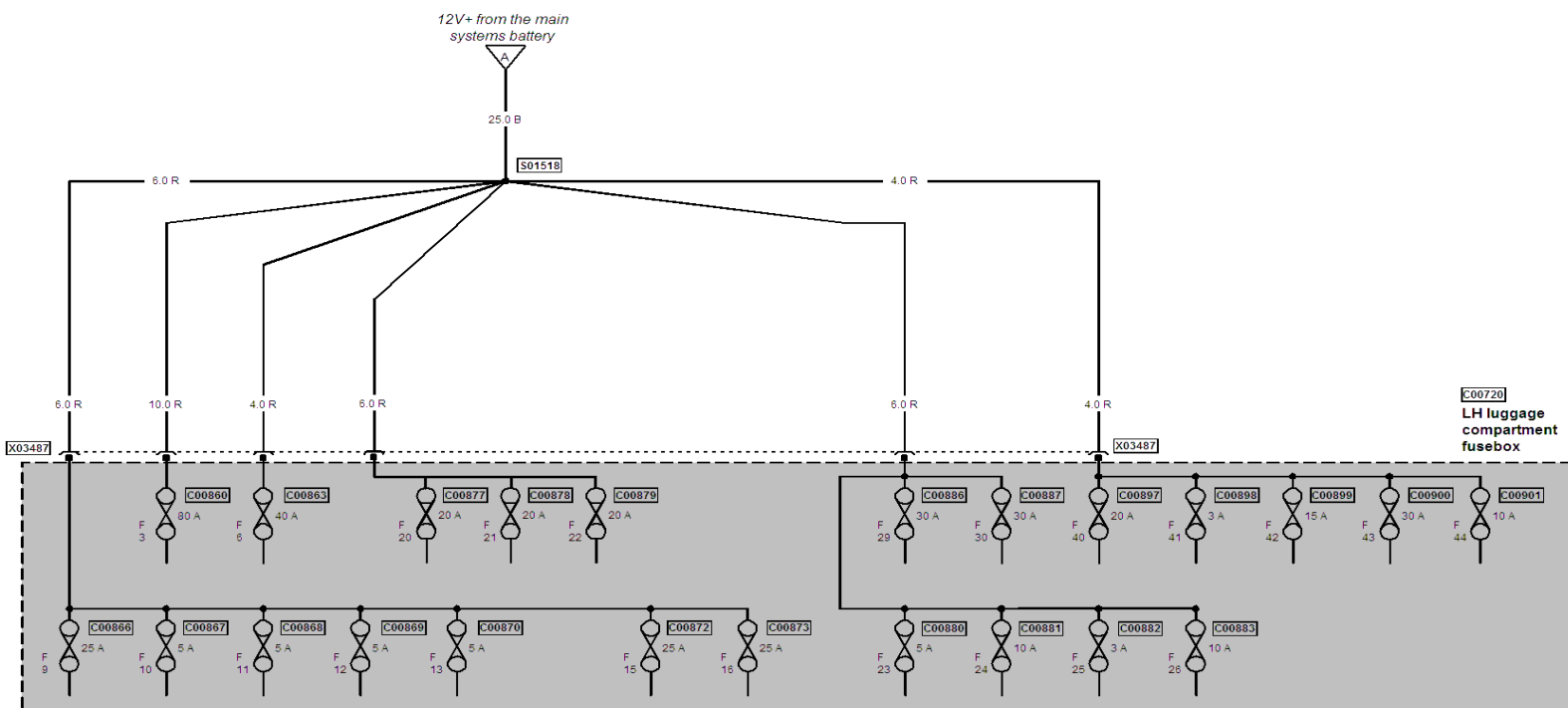


Electrical Circuit: 01 07 21: Luggage compartment fuses F3, F6, F9 to F16, F23, F24, F26 to F30, F40 to F44 LHD (prior to VIN 63288)

No	Description
C00720	Left-hand luggage compartment fusebox
C00860	Fuse F3, 80 amp - LH luggage compartment fusebox
C00863	Fuse F6, 40 amp - LH luggage compartment fusebox
C00866	Fuse F9, spare/5/25/30 amp - LH luggage compartment fusebox
C00867	Fuse F10, 5 amp - LH luggage compartment fusebox
C00868	Fuse F11, 5 amp - LH luggage compartment fusebox
C00869	Fuse F12, 5 amp - LH luggage compartment fusebox
C00870	Fuse F13, spare/5 amp - LH luggage compartment fusebox
C00871	Fuse F14, 5 amp - LH luggage compartment fusebox
C00872	Fuse F15, 20/25 amp - LH luggage compartment fusebox
C00873	Fuse F16, 25 amp - LH luggage compartment fusebox
C00877	Fuse F20, spare/20 amp - LH luggage compartment fusebox
C00878	Fuse F21, spare/20 amp - LH luggage compartment fusebox
C00879	Fuse F22, spare/20 amp - LH luggage compartment fusebox
C00880	Fuse F23, 5 amp - LH luggage compartment fusebox
C00881	Fuse F24, 10 amp - LH luggage compartment fusebox
C00882	Fuse F25, 3 amp - LH luggage compartment fusebox
C00883	Fuse F26, 10 amp - LH luggage compartment fusebox
C00884	Fuse F27, 15/30 amp - LH luggage compartment fusebox
C00886	Fuse F29, 30 amp - LH luggage compartment fusebox
C00887	Fuse F30, 30 amp - LH luggage compartment fusebox
C00897	Fuse F40, spare/20 amp - LH luggage compartment fusebox
C00898	Fuse F41, 3/5 amp - LH luggage compartment fusebox
C00899	Fuse F42, 15 amp - LH luggage compartment fusebox
C00900	Fuse F43, spare/30 amp - LH luggage compartment fusebox
C00901	Fuse F44, 10 amp - LH luggage compartment fusebox
S01518	Splice - left-hand drive main body loom
X03487	Left-hand luggage compartment fusebox connector

Circuit Links

Description	Link	Additional Information
A	010119	12V+ from the main systems battery



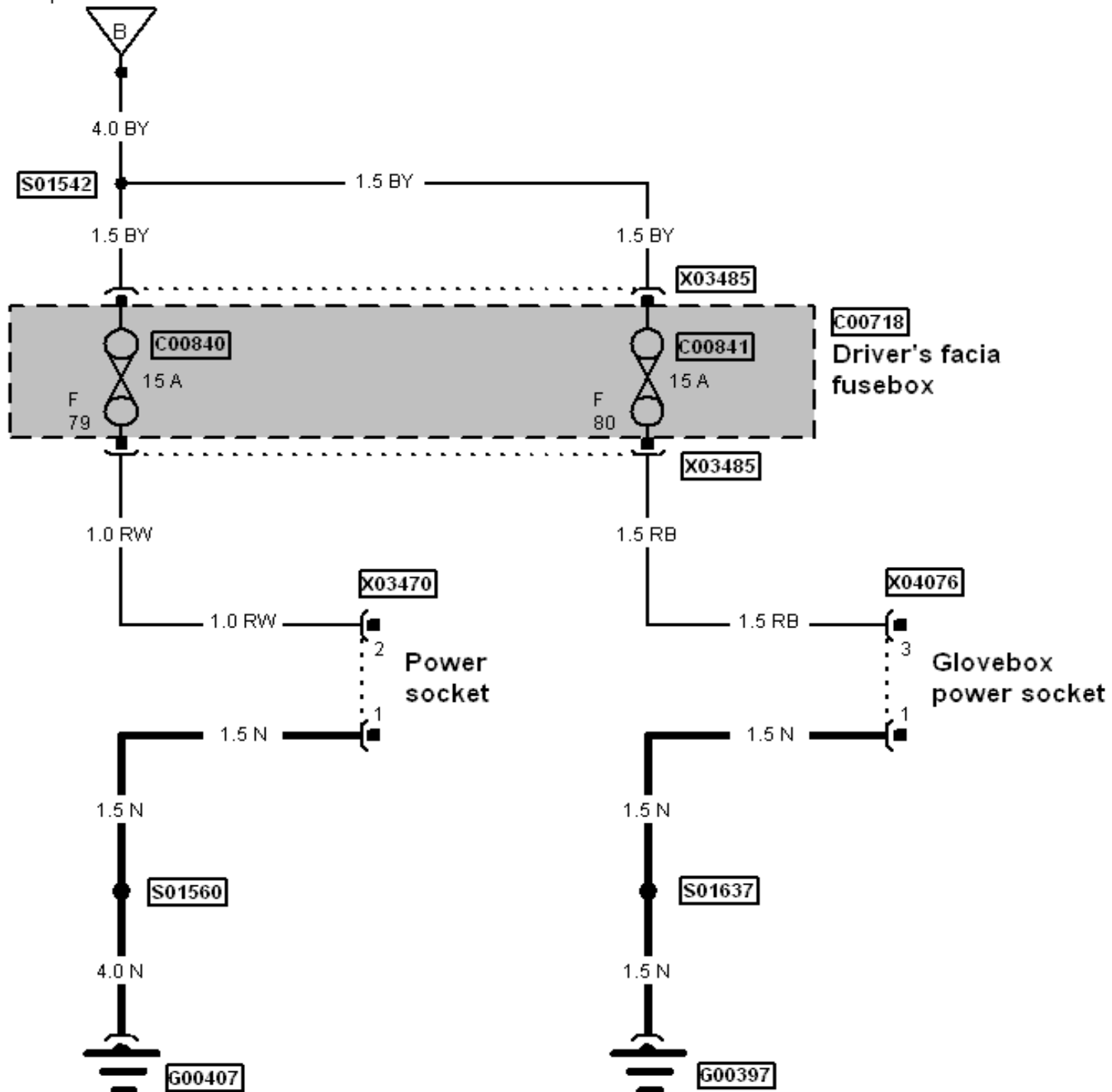
Electrical Circuit: 01 07 27: Luggage compartment fuses F3, F6, F9 to F16, F23, F24, F26 to F30, F40 to F44 LHD (from VIN 63288)

No	Description
C00720	Left-hand luggage compartment fusebox
C00860	Fuse F3, 80 amp - LH luggage compartment fusebox
C00863	Fuse F6, 40 amp - LH luggage compartment fusebox
C00866	Fuse F9, spare/5/25/30 amp - LH luggage compartment fusebox
C00867	Fuse F10, 5 amp - LH luggage compartment fusebox
C00868	Fuse F11, 5 amp - LH luggage compartment fusebox
C00869	Fuse F12, 5 amp - LH luggage compartment fusebox
C00870	Fuse F13, spare/5 amp - LH luggage compartment fusebox
C00872	Fuse F15, 20/25 amp - LH luggage compartment fusebox
C00873	Fuse F16, 25 amp - LH luggage compartment fusebox
C00877	Fuse F20, spare/20 amp - LH luggage compartment fusebox
C00878	Fuse F21, spare/20 amp - LH luggage compartment fusebox
C00879	Fuse F22, spare/20 amp - LH luggage compartment fusebox
C00880	Fuse F23, 5 amp - LH luggage compartment fusebox
C00881	Fuse F24, 10 amp - LH luggage compartment fusebox
C00882	Fuse F25, 3 amp - LH luggage compartment fusebox
C00883	Fuse F26, 10 amp - LH luggage compartment fusebox
C00886	Fuse F29, 30 amp - LH luggage compartment fusebox
C00887	Fuse F30, 30 amp - LH luggage compartment fusebox
C00897	Fuse F40, spare/20 amp - LH luggage compartment fusebox
C00898	Fuse F41, 3/5 amp - LH luggage compartment fusebox
C00899	Fuse F42, 15 amp - LH luggage compartment fusebox
C00900	Fuse F43, spare/30 amp - LH luggage compartment fusebox
C00901	Fuse F44, 10 amp - LH luggage compartment fusebox
S01518	Splice - left-hand drive main body loom
X03487	Left-hand luggage compartment fusebox connector

Circuit Links

Description	Link	Additional Information
A	010125	12V+ from the main systems battery

12V+ from the engine
management accessories relay.
See the power distribution circuits



Electrical Circuit: 01 10 15: Power sockets LHD (prior to VIN 63288)

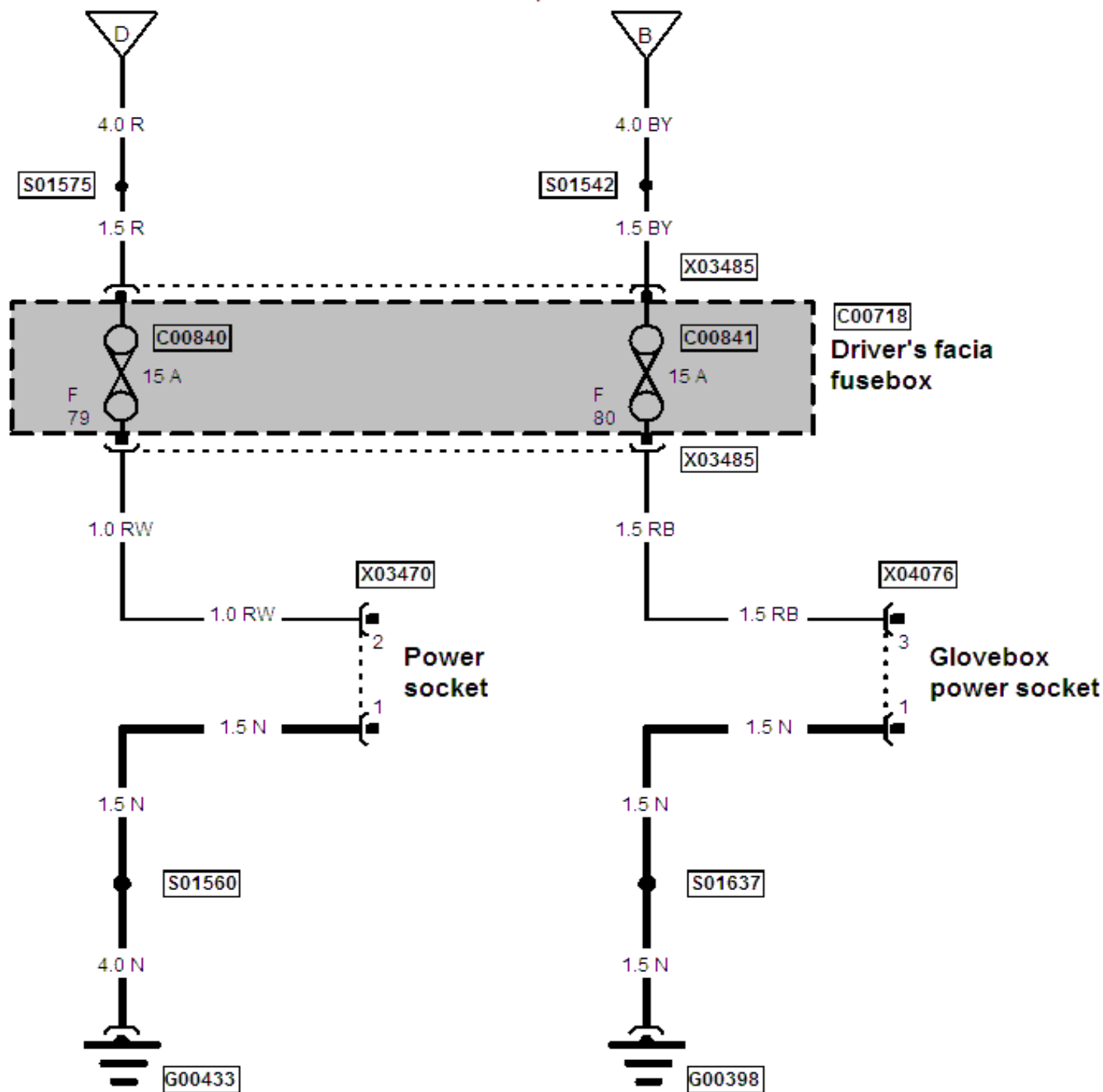
No	Description
C00718	Driver's facia fusebox
C00840	Fuse F79, spare/15 amp - driver's facia fusebox
C00841	Fuse F80, spare/15 amp - driver's facia fusebox
G00397	Ground point connector
G00407	Ground point connector
S01542	Splice - Black/yellow - left-hand drive main body loom
S01560	Splice - Brown - left-hand drive main body loom
S01637	Splice - Brown - left-hand drive main body loom
X03470	Power socket connector 3-way
X03485	Driver's facia fusebox connector
X04076	Glovebox power socket connector 3 way

Circuit Links

Description	Link	Additional Information
B	010111	12V+ from the engine management accessories relay. See the power distribution circuits

12V+ from the main system
battery. See the power
distribution circuits

12V+ from the engine
management accessories relay.
See the power distribution circuits

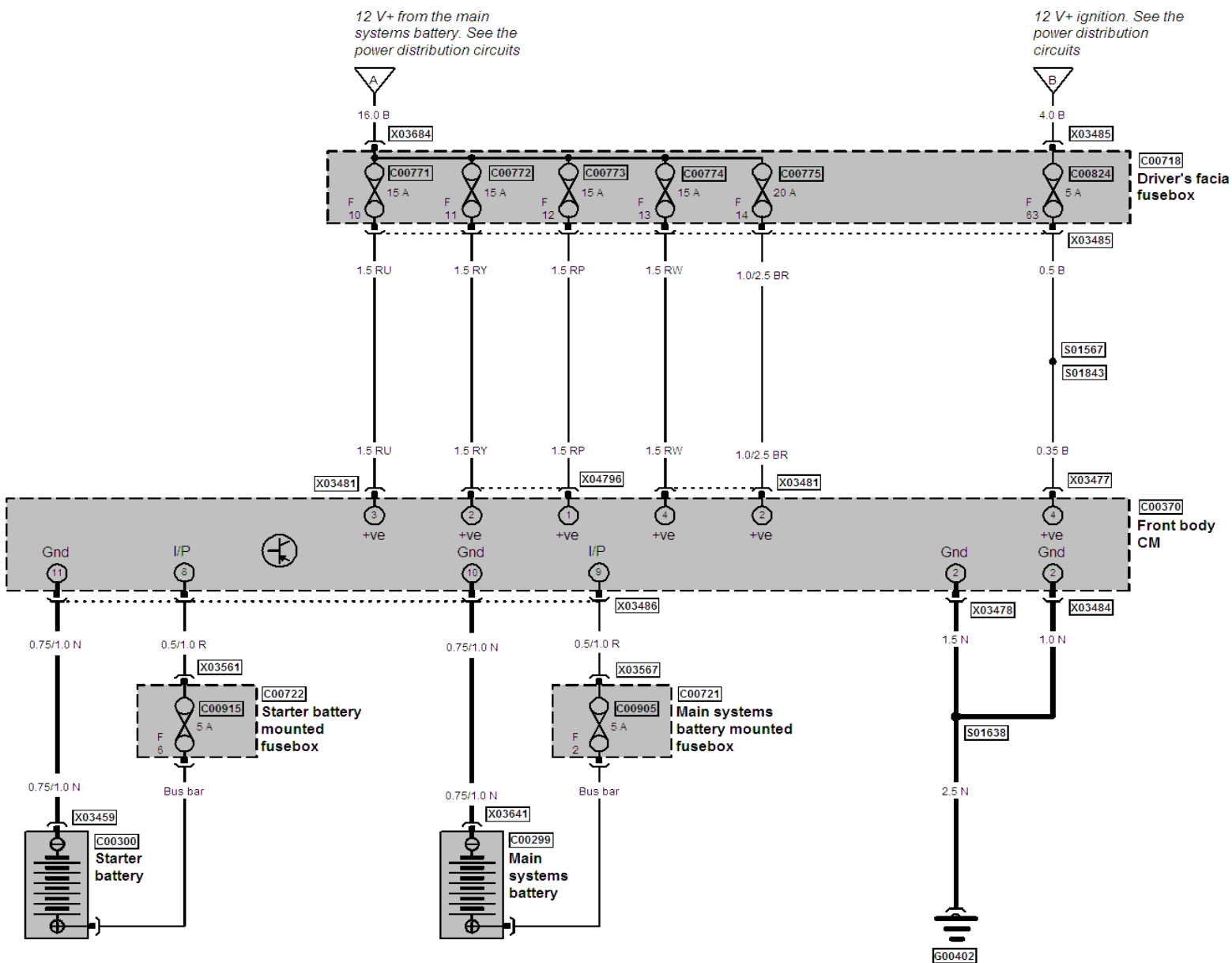


Electrical Circuit: 01 10 21: Power sockets LHD (from VIN 63288)

No	Description
C00718	Driver's facia fusebox
C00840	Fuse F79, spare/15 amp - driver's facia fusebox
C00841	Fuse F80, spare/15 amp - driver's facia fusebox
G00398	Ground point connector
G00433	Ground point connector
S01542	Splice - Black/yellow - left-hand drive main body loom
S01560	Splice - Brown - left-hand drive main body loom
S01575	Splice - Red - left-hand drive main body loom
S01637	Splice - Brown - left-hand drive main body loom
X03470	Power socket connector 3-way
X03485	Driver's facia fusebox connector
X04076	Glovebox power socket connector 3 way

Circuit Links

Description	Link	Additional Information
D	010125	12V+ from the main system battery. See the power distribution circuits.
B	010425	12V+ from the engine management accessories relay. See the power distribution circuits.

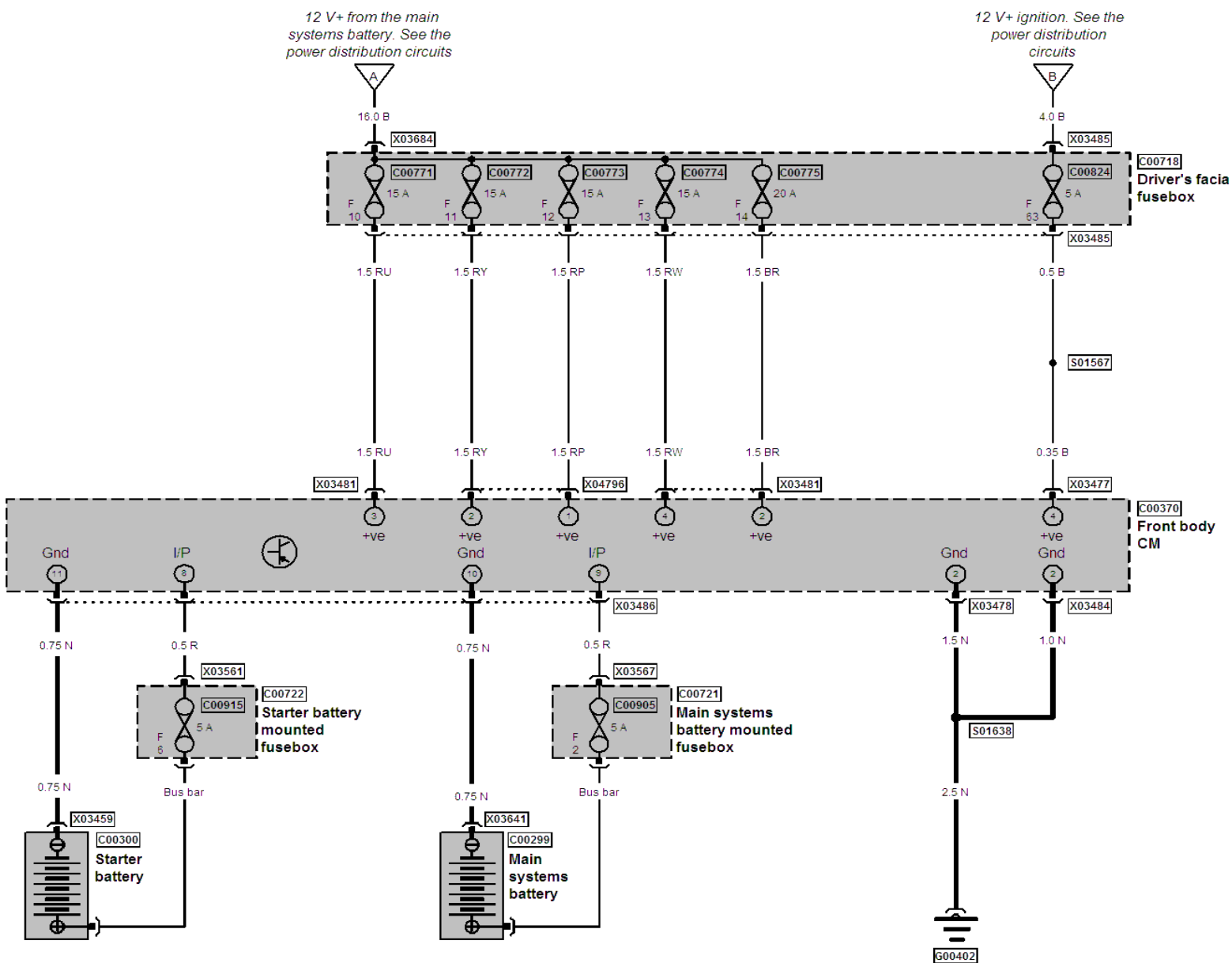


Electrical Circuit: 01 20 11: Front body control module power supply, grounds and battery voltage sensing LHD (prior to VIN 63288)

No	Description
C00299	Main systems battery [A]
C00300	Starter battery [A1]
C00370	Front body control module [J519]
C00718	Driver's facia fusebox
C00721	Main systems battery mounted fusebox
C00722	Starter battery mounted fusebox
C00771	Fuse F10, 15 amp - driver's facia fusebox
C00772	Fuse F11, 15 amp - driver's facia fusebox
C00773	Fuse F12, 15 amp - driver's facia fusebox
C00774	Fuse F13, 15 amp - driver's facia fusebox
C00775	Fuse F14, 20 amp - driver's facia fusebox
C00824	Fuse F63, 5 amp - driver's facia fusebox
C00905	Fuse F2, 5 amp - main systems battery fusebox
C00915	Fuse F6, 5 amp - starter battery mounted fusebox
G00402	Ground point connector
S01567	Splice - Black - left-hand drive main body loom
S01638	Splice - Brown - left-hand drive main body loom
S01843	Splice - Black - left-hand drive main body loom
X03459	Starter battery negative connector
X03477	Front body control module connector 26-way
X03478	Front body control module connector 6-way
X03481	Front body control module connector 4-way
X03484	Front body control module connector 6-way
X03485	Driver's facia fusebox connector
X03486	Front body control module connector 16-way
X03561	Starter battery voltage fuse connector 3-way
X03567	Battery voltage sensing connector
X03641	Main systems battery negative connector
X03684	Driver's facia fusebox connector
X04796	Body control module connector 2-way

Circuit Links

Description	Link	Additional Information
A	010509	12 V+ from the main systems battery. See the power distribution circuits
B	010307	12 V+ ignition. See the power distribution circuits



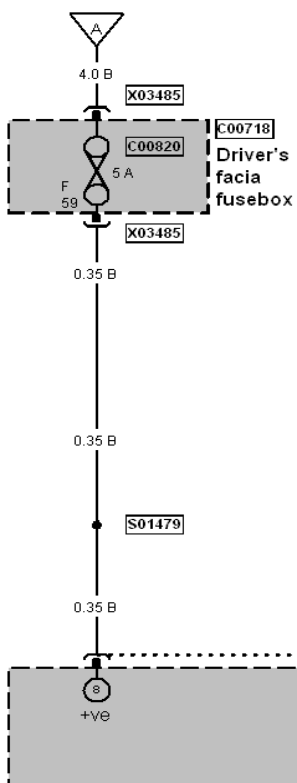
Electrical Circuit: 01 20 17: Front body control module power supply, grounds and battery voltage sensing LHD (from VIN 63288)

No	Description
C00299	Main systems battery [A]
C00300	Starter battery [A1]
C00370	Front body control module [J519]
C00718	Driver's facia fusebox
C00721	Main systems battery mounted fusebox
C00722	Starter battery mounted fusebox
C00771	Fuse F10, 15 amp - driver's facia fusebox
C00772	Fuse F11, 15 amp - driver's facia fusebox
C00773	Fuse F12, 15 amp - driver's facia fusebox
C00774	Fuse F13, 15 amp - driver's facia fusebox
C00775	Fuse F14, 20 amp - driver's facia fusebox
C00824	Fuse F63, 5 amp - driver's facia fusebox
C00905	Fuse F2, 5 amp - main systems battery fusebox
C00915	Fuse F6, 5 amp - starter battery mounted fusebox
G00402	Ground point connector
S01567	Splice - Black - left-hand drive main body loom
S01638	Splice - Brown - left-hand drive main body loom
X03459	Starter battery negative connector
X03477	Front body control module connector 26-way
X03478	Front body control module connector 6-way
X03481	Front body control module connector 4-way
X03484	Front body control module connector 6-way
X03485	Driver's facia fusebox connector
X03486	Front body control module connector 16-way
X03561	Starter battery voltage fuse connector 3-way
X03567	Battery voltage sensing connector
X03641	Main systems battery negative connector
X03684	Driver's facia fusebox connector
X04796	Body control module connector 2-way

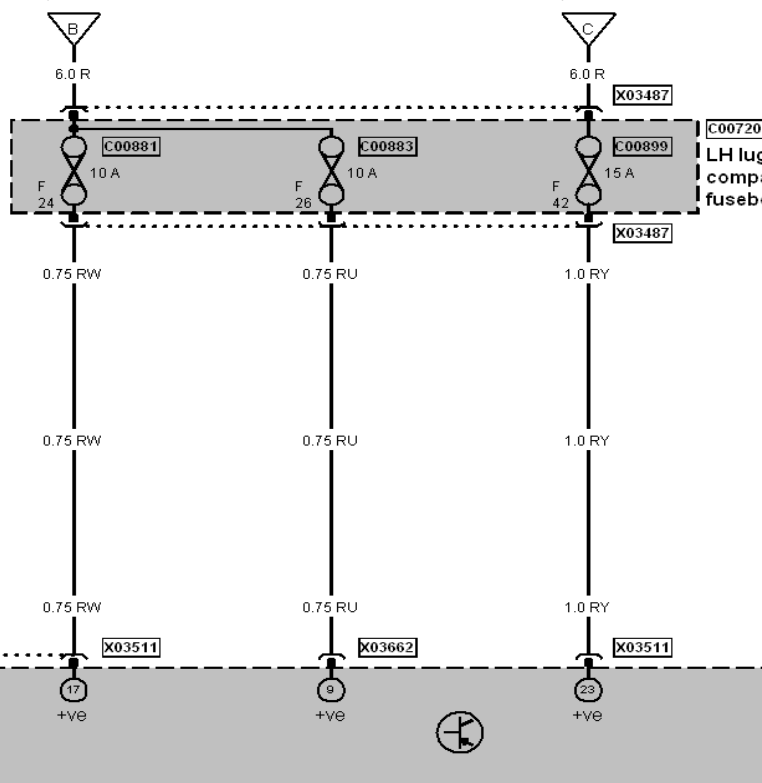
Circuit Links

Description	Link	Additional Information
B	010329	12V+ ignition. See the power distribution circuits.
A	010509	12V+ from the main systems battery. See the power distribution circuits.

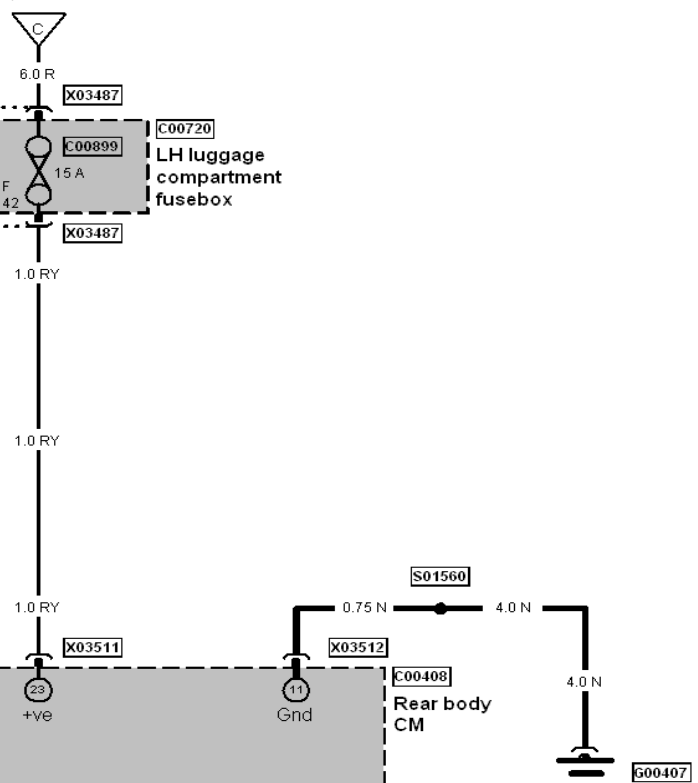
12 V+ ignition. See the power distribution circuits



12 V+ from the main systems battery. See the power distribution circuits



12 V+ from the main systems battery. See the power distribution circuits

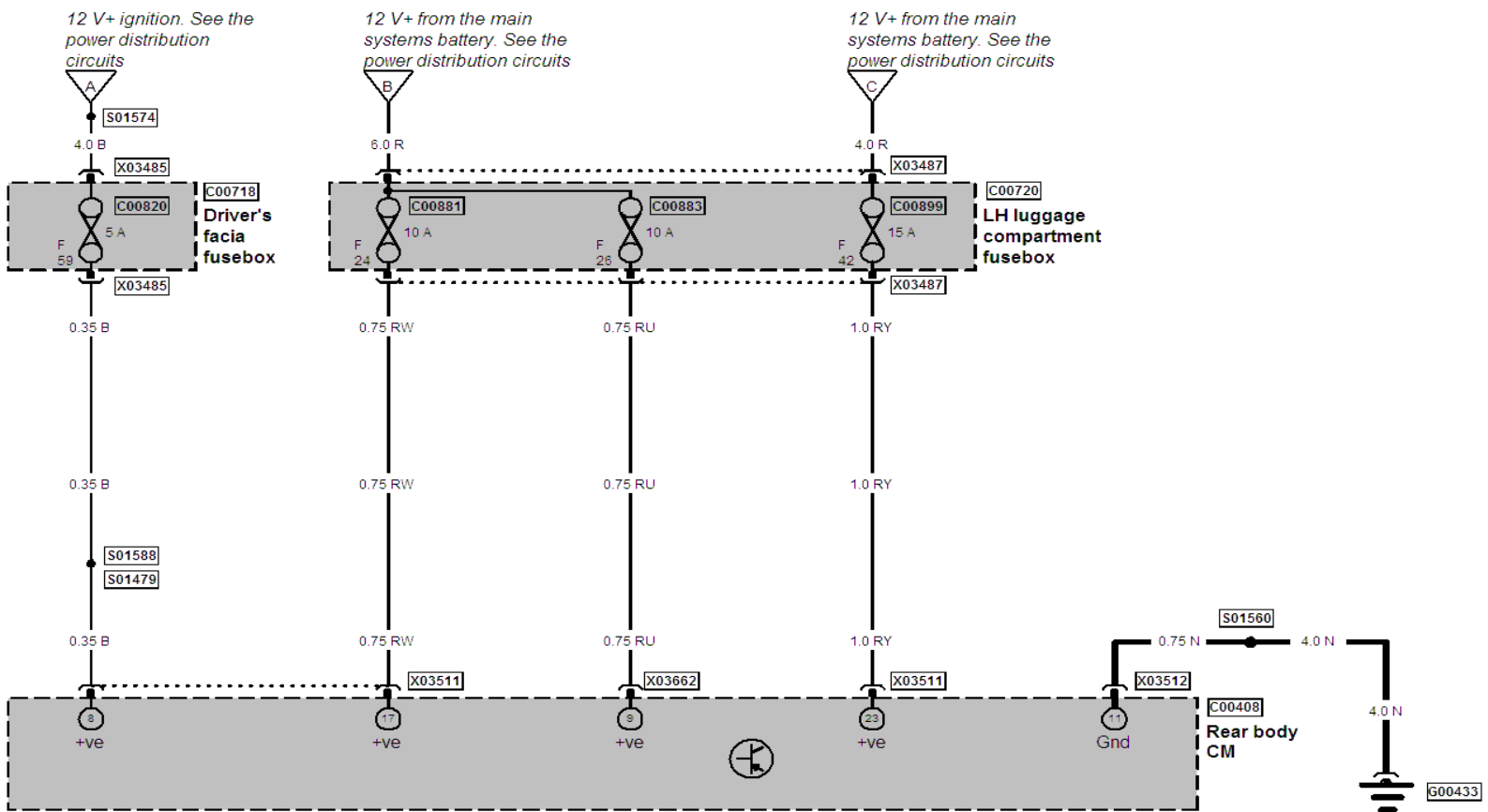


Electrical Circuit: 01 30 07: Rear body control module power supply and grounds LHD (prior to VIN 63288)

No	Description
C00408	Rear body control module [J393]
C00718	Driver's facia fusebox
C00720	Left-hand luggage compartment fusebox
C00820	Fuse F59, 5 amp - driver's facia fusebox
C00881	Fuse F24, 10 amp - LH luggage compartment fusebox
C00883	Fuse F26, 10 amp - LH luggage compartment fusebox
C00899	Fuse F42, 15 amp - LH luggage compartment fusebox
G00407	Ground point connector
S01479	Splice - Black - left-hand drive main body loom
S01560	Splice - Brown - left-hand drive main body loom
X03485	Driver's facia fusebox connector
X03487	Left-hand luggage compartment fusebox connector
X03511	Rear body control module connector 23-way
X03512	Rear body control module connector 12-way
X03662	Rear body control module connector 12-way

Circuit Links

Description	Link	Additional Information
A	010311	12 V+ ignition. See the power distribution circuits
B	010713	12 V+ ignition. See the power distribution circuits
C	010713	12 V+ ignition. See the power distribution circuits



Electrical Circuit: 01 30 15: Rear body control module power supply and grounds LHD (from VIN 63288)

No	Description
C00408	Rear body control module [J393]
C00718	Driver's facia fusebox
C00720	Left-hand luggage compartment fusebox
C00820	Fuse F59, 5 amp - driver's facia fusebox
C00881	Fuse F24, 10 amp - LH luggage compartment fusebox
C00883	Fuse F26, 10 amp - LH luggage compartment fusebox
C00899	Fuse F42, 15 amp - LH luggage compartment fusebox
G00433	Ground point connector
S01479	Splice - Black - left-hand drive main body loom
S01560	Splice - Brown - left-hand drive main body loom
S01574	Splice - Black - left-hand drive main body loom
S01588	Splice - Black - left-hand drive main body loom
X03485	Driver's facia fusebox connector
X03487	Left-hand luggage compartment fusebox connector
X03511	Rear body control module connector 23-way
X03512	Rear body control module connector 12-way
X03662	Rear body control module connector 12-way

Circuit Links

Description	Link	Additional Information
A	010329	12V+ ignition. See the power distribution circuits.
B	010727	12V+ from the main systems battery. See the power distribution circuits.
C	010727	12V+ from the main systems battery. See the power distribution circuits.